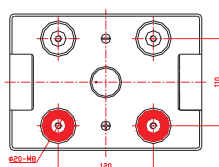
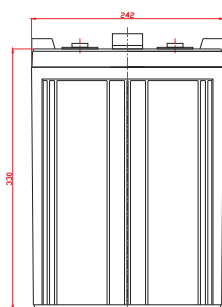


Power Battery PM2-500 is a general purpose 2v variant of our PM12V series, rated at 500Ah. It's built to the same high standards that distinguish all Power Battery products.

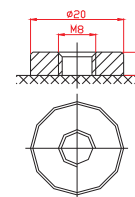
Power Battery PM2-500

Cells Per Unit	1
Voltage Per Unit	2
Capacity	500Ah@10hr-rate to 1.80V per cell @25°C
Weight	Approx. 30.5 kg
Max. Discharge Current	2500A (5 sec)
Internal Resistance	Approx. 0.62 mΩ
Operating Temperature Range	Discharge: -20°C~60°C. Charge: 0°C~50°C. Storage: -20°C~60°C.
Normal Operating Temperature Range	25°C ±5°C
Float Charging Voltage	2.27 to 2.3 VDC/unit Average at 25°C
Recommended Max Charging Current Limit	100 A
Equalization and Cycle Service	2.43 to 2.47 VDC/unit Average at 25°C
Self-Discharge	Typically stored for 6 months at 25°C. Self-discharge ratio less than 3% per month at 25°C. Please charge before use.
Terminal	Thread insert & Bolt (F10)

242(L)×172(W)×366(H) (mm)



Terminal F10



Constant Current Discharge Characteristics A (25°C)

F.V/Time	15 min	30 min	1 hr	2 hr	3 hr	4 hr	5 hr	6 hr	8 hr	10 hr
1.60V	678.9	500.7	322.2	191.5	142.6	113.7	95.76	80.43	64.92	54.26
1.65V	645.5	480.7	308.2	184.5	136.7	109.7	91.77	78.49	62.02	53.33
1.70V	601.9	453.2	302.2	181.5	133.7	108.7	90.77	76.55	61.05	52.36
1.75V	534.4	407.8	278.3	171.6	126.7	102.7	86.78	72.68	59.11	51.39
1.80V	460.0	371.5	262.3	163.6	121.7	101.7	83.79	71.71	58.14	50.42
1.85V	389.0	334.4	242.4	154.6	115.7	93.77	79.80	67.83	55.23	47.01

Constant Power Discharge Characteristics W (25°C)

F.V/Time	15 min	30 min	1 hr	2 hr	3 hr	4 hr	5 hr	6 hr	8 hr	10 hr
1.60V	1188	912.4	589.9	354.8	265.8	213.7	181.0	155.2	123.5	104.8
1.65V	1157	907.5	587.9	349.7	260.6	210.5	178.9	153.2	122.5	103.8
1.70V	1093	858.9	577.2	344.6	256.6	209.7	177.3	149.6	120.6	102.2
1.75V	974.0	774.0	531.7	326.2	247.4	199.2	169.9	142.3	116.8	100.5
1.80V	842.9	706.2	501.4	311.5	237.2	198.3	164.4	140.6	114.9	96.95
1.85V	718.8	636.7	463.4	294.9	226.0	183.6	156.9	133.2	109.2	93.35