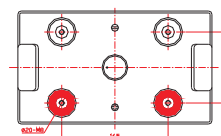
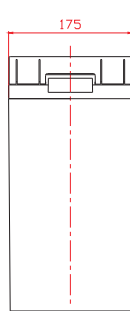
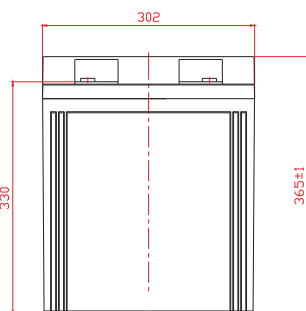


Power Battery PA2-600 is a general purpose 2v variant of our PA12V series, rated at 600Ah. It's built to the same high standards that distinguish all Power Battery products.

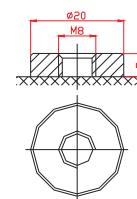
Power Battery PA2-600

Cells Per Unit	1
Voltage Per Unit	2
Capacity	600Ah@10hr-rate to 1.80V per cell @25°C
Weight	Approx. 37 kg
Max. Discharge Current	3000A (5 sec)
Internal Resistance	Approx. 0.63 mΩ
Operating Temperature Range	Discharge: -20°C~60°C. Charge: 0°C~50°C. Storage: -20°C~60°C.
Normal Operating Temperature Range	25°C ±5°C
Float Charging Voltage	2.27 to 2.3 VDC/unit Average at 25°C
Recommended Max Charging Current Limit	120 A
Equalization and Cycle Service	2.43 to 2.47 VDC/unit Average at 25°C
Self-Discharge	Typically stored for 6 months at 25°C. Self-discharge ratio less than 3% per month at 25°C. Please charge before use.
Terminal	Thread insert & Bolt (F10)

302(L)×175(W)×365(H) (mm)



Terminal F10



Constant Current Discharge Characteristics A (25°C)

F.V/Time	15 min	30 min	1 hr	2 hr	3 hr	4 hr	5 hr	6 hr	8 hr	10 hr
1.60V	814.6	600.8	386.6	229.8	171.2	136.5	114.9	96.51	77.91	65.12
1.65V	774.6	576.8	369.9	221.4	164.0	131.7	110.1	94.19	74.42	63.99
1.70V	722.3	543.8	362.7	217.9	160.4	130.5	108.9	91.86	73.26	62.83
1.75V	641.3	489.4	334.0	205.9	152.0	123.3	104.1	87.21	70.93	61.67
1.80V	552.0	445.7	314.8	196.3	146.0	122.1	100.5	86.05	69.77	60.50
1.85V	466.8	401.3	290.9	185.5	138.9	112.5	95.76	81.40	66.28	56.41

Constant Power Discharge Characteristics W (25°C)

F.V/Time	15 min	30 min	1 hr	2 hr	3 hr	4 hr	5 hr	6 hr	8 hr	10 hr
1.60V	1426	1095	707.9	425.7	319.0	256.4	217.2	186.2	148.3	125.7
1.65V	1389	1089	705.5	419.6	312.7	252.6	214.7	183.8	147.0	124.5
1.70V	1312	1031	692.6	413.5	308.0	251.6	212.8	179.6	144.7	122.6
1.75V	1169	928.8	638.0	391.4	296.9	239.0	203.9	170.7	140.2	120.6
1.80V	1011	847.4	601.6	373.8	284.6	237.9	197.3	168.7	137.9	116.3
1.85V	862.6	764.0	556.1	353.8	271.2	220.4	188.2	159.8	131.1	112.0